

February 2025

X-ray imaging Viewer for XP SuperZero Introducing the 2025 revised version

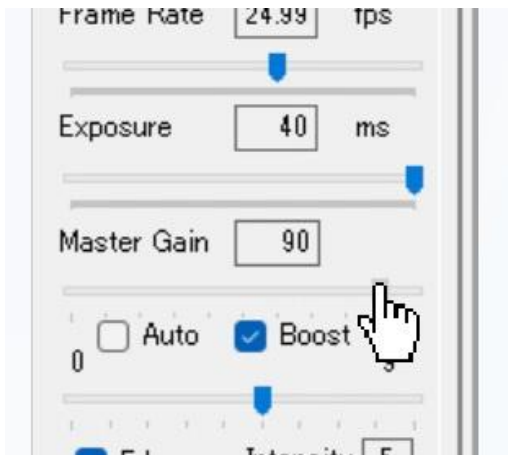
We would like to introduce the changes made to the 2025 revised edition of X-View, the viewing software for the X-ray CMOS camera X-Point Super Zero.

Improved operability No.1

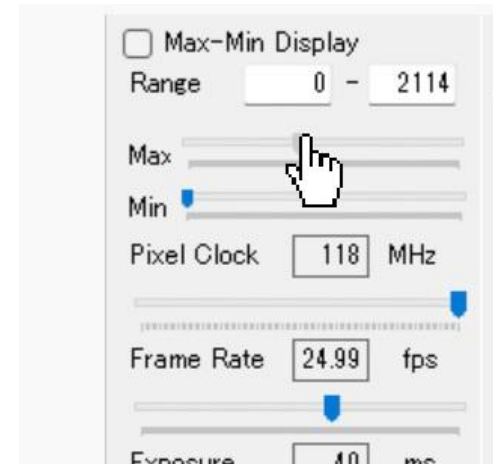
- ▶ We have added hand cursors to the frequently used track bars for the master gain and MAX display so that they are not confused with the track bars for other functions. Here is a video showing how to use them (YouTube link)
- ▶ <https://youtube.com/shorts/wgsUoV3g7G4?feature=share>



Master Gain Control



Max value control




Improved operability No.2


- ▶ Previous version starts from full screen. But the 1936(H) x 1216(V) image will not fit and you will not know where you are looking, so we have made it start from 1/2 screen - 968(H) x 608(V). You can observe the entire field of view from the initial screen.



Previous version



2025 revised version




New feature added: Edge Enhance


- ▶ Added Edge Enhance function. In case you checked the checkbox, the default strength 5 will be set. You can set the strength between 1 and 9.



Edge Enhance Free



Edge Enhance



Overview of X-ray Imaging Viewer

- ▶ X-View is an image viewer for our X-ray CMOS camera handling 8-bit monochrome image. Since the X-ray power, sample, and other environments change during demonstrations, we designed it so that users can intuitively operate it while checking the images.

The menu is located on the left side of the screen 。

